

4.1

# Representing Percents

MathLinks 8, pages 122–129

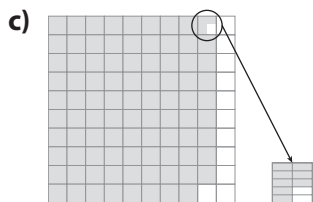
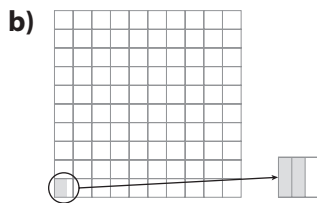
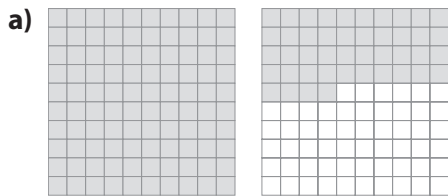
## Key Ideas Review

Match each sentence beginning in column A to an ending in column B.

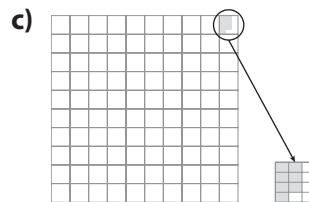

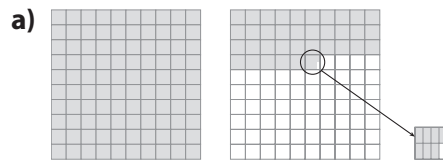
A	B
1. To represent a percent greater than 100%, _____	a) shade squares from a hundred grid to show the whole number and part of one square to show the fraction.
2. To represent a fractional percent greater than 1%, _____	b) shade part of one square on a hundred grid.
3. To represent a whole percent, _____	c) shade more than one hundred grid.
4. To represent a fractional percent between 0% and 1%, _____	d) shade squares on a grid of 100 squares called a hundred grid.

## Practise and Apply

5. One full grid represents 100%. What percent does each diagram represent?



6. What percent is represented by each diagram if a completely shaded grid represents 100%?

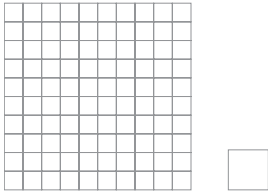


Name: \_\_\_\_\_


Date: \_\_\_\_\_

7. Represent each percent on the grids provided.

a)  $\frac{3}{4}\%$




b) 174%




8. Represent the percent in each statement on a grid provided.

a) A tax is  $6\frac{1}{2}\%$



b) Mt. Everest is about 146% the height of Mt. Logan.



9. How many hundred grids are needed to show each of the following percents? Explain your thinking.


a) 230%

b) 680%

c) 395%

d) 1420%

10. About 1.7% of Earth's water is stored in groundwater, lakes, rivers, streams, and soil. Use the hundred grid below to show this percent.



11. An orange contains about 80% of the recommended daily value of vitamin C. Use a hundred grid to show how many oranges you would need to eat to get 100% of the daily value of vitamin C.

